



BOSCH
Invented for life

Designed for quality.
Invented for life.



Refrigerator B36CT80SNB
Chimney hood HCP80641UC
Gas cooktop NGM8046UC
Combination wall oven HBL8743UC

Savor every detail of Bosch.

No place means home more than the kitchen. Through our products, we strive to enhance the daily quality of everyday life. Believing that a cooktop should be a recipe for ease. That the joy of simplicity is anything but minimal. And that sometimes, it's important to stop and smell the rosemary carrots. These are the details to savor.



Quality is in the details.

From the feel of an oven handle, to the quiet of a dishwasher, to the ease of a cooktop, we believe the products we use and interact with everyday can enhance the daily quality of your life. It's these small details, obsessed upon by our engineers and repeatedly tested in our factory, that manifest as the tangible difference of Bosch quality.



Engineered for your life.




Best of Year 2020

Reviewed.com gave Bosch a perfect score in their 2020 Best of Year awards, stating, "The Bosch 800 Series with CrystalDry™ is the best dishwasher we've ever tested."



America's Most Trusted Kitchen Brand 2019-2020*

We're honored to be trusted by you and promise to always deliver lasting products that bring effortless ease and timeless style to your kitchen.



485 quality checks

Every dishwasher must pass 485 quality checks—including running every single one with water—before leaving the factory. So you can rest assured that your dishwasher is built to withstand whatever life throws your way.

*Bosch received the highest numerical score in the proprietary Lifestory Research 2019 and 2020 America's Most Trusted (R) Kitchen Brand study. Your experiences may vary. Visit www.lifestoryresearch.com



Black Stainless

Chimney wall hood HCP80641UC
 Gas cooktop NGM8046UC



Connected Kitchens

Connected induction cooktop NITP669UC
 Connected chimney hood HCP56652UC
 Connected wall oven HBL8753UC

▲ Home Connect™ allows a variety of Bosch home appliances to be remotely monitored and controlled with a single app.

▼ When it comes to small spaces, less is more. Timeless design is the secret to creating smaller habitats that don't sacrifice quality or style.

▲ Bosch black stainless steel helps guard against scratches and

A kitchen for every taste.

Bosch appliances have embraced a tradition of timeless design that's both purposeful and beautiful. We see the beauty in simple, streamlined aesthetics that result from how our products are actually used. That's why we offer a full kitchen portfolio in addition to solutions for small spaces, connected homes, and different finishes like stainless steel or our true black stainless steel.



Small Spaces

24" Washer WAT28400UC
 24" Dryer WTG86403UC
 18" Dishwasher SPE68U55UC
 24" Induction cooktop NIT5469UC
 24" Wall oven HBE5453UC
 24" Chimney Hood HCP34E52UC
 24" Refrigerator B11CB50SSS



Mainline Kitchen

Refrigerator B36CL80SNS

Induction cooktop NITP069UC

Chimney hood HCP36651UC

Combination wall oven HBL8753UC

Dishwasher SHXM78Z55N



Discover Bosch Benchmark® Series.

Like the name, Benchmark® Series represents the pinnacle of Bosch design and performance. Our Benchmark® Series features signature products like built-in refrigeration, steam and SideOpening wall ovens, and FlexInduction® cooktops. Designed as a suite or alone, our Benchmark® Series is sure to beautifully complement any kitchen. Available only at select dealers.

Exclusive Benchmark® features:

Specific features vary by model.



Our Benchmark® Series offers built-in refrigeration that **seamlessly blends in with the kitchen cabinetry.**



Enjoy the intuitive ease of our left or right **SideOpening door**, available on Benchmark® Series wall ovens. It provides better ergonomic access to the oven cavity, allowing you to remove heavy dishes effortlessly.



The Benchmark® Series steam convection oven prepares dishes that are tender on the inside and crisp on the outside. **Steam cooking** helps food retain its intended color, nutrients, and flavor.



FlexInduction® offers multiple cooking options. Program two zones on separate heat settings or combine them into one large zone for griddle cooking, teppanyaki, or a grill plate.

Built-in refrigerator B36BT930NS
SideOpening double wall oven HBLP651RUC

Dishwashers

From their legendary quiet performance to their promise of sparkling clean dishes, Bosch dishwashers deliver the lasting quality you've come to trust and expect. As the quietest dishwasher brand in the U.S.,* Bosch dishwashers bring peace and quiet to the kitchen. Available in 18" and 24" widths, and ADA height compliant options. To see the full collection of dishwashers, visit bosch-home.com/us.



Pocket Handle



Bar Handle



Custom Panel



Recessed Handle



Scoop Handle



18" width
ADA-compliant height



24" width
ADA-compliant height

Key Innovations

Specific features vary by model.



PrecisionWash™ uses intelligent sensors that continually scan and check the progress of dishes throughout the cycle, and powerful, precision spray arms go to work targeting every item of every load.



A range of sound-reducing technologies makes Bosch the **quietest dishwasher brand** in the U.S.*



When selected, the **AutoAir™ option** automatically opens the door at the end of the drying cycle to let moisture escape and fresh air circulate for drier dishes.†



With **three different 3rd rack designs** and a range of innovations such as the RackMatic® adjustable middle rack and FlexSpace™ tines that fold back to fit your larger items, a Bosch dishwasher represents a whole new era in loading dishes.



The ultimate dry. Patented **CrystalDry™ technology** transforms moisture into heat up to 176°F to get dishes, including plastics, 60% drier.**



Your Bosch connected dishwasher can be remotely monitored and controlled with the Home Connect™ app, for a new level of ease and convenience.

*Based on an average of sound ratings of 24" Full Size Stainless Steel Tub dishwashers contained in major brands websites. Major brands defined as TraQline Top 5 Market Share December 2019.

**Based on aggregate average drying performance of Bosch Dishwashers with CrystalDry™ on combined household load including plastics, glass, steel, and porcelain as compared to Bosch Dishwashers with PureDry™. Drying performance may vary by dish type.

†Compared to Bosch Dishwashers with PureDry™.





Built-in Refrigerators

Bosch built-in refrigerators are designed to give you ultimate flexibility when designing your kitchen. Install a 36" French-door bottom mount freezer unit or combine refrigerator and freezer columns for a larger 48" unit or an extra-large 60" double-fridge or fridge-freezer unit. To see the full collection of built-in refrigerators, visit bosch-home.com/us.



36" French Door Refrigerator



18" Single-door Freezer



30" Single-door Refrigerator



30" Refrigerator with Bottom Freezer



24" Connected Refrigerator

Key Innovations

Specific features vary by model.



The unique design of the **OptiFlex® hinge** allows for a fully flush installation bringing a new level of sophistication to your kitchen.



Dual compressors and evaporators optimize freshness. Not only do they provide more accurate temperature and humidity control, they also help to prevent freezer burn and odor transfer.



Bosch offers custom panel refrigeration units that **seamlessly blend in with the kitchen cabinetry.**



Remotely monitor and control your built-in refrigerator with the **Home Connect™** app. Receive open door notifications, water filter replacement reminders, and more.



Freestanding Refrigerators

Form and function, evolved. Bosch refrigerators feature a sleek exterior, a best-in-class freshness system, and innovative features designed to help you preserve the foods you love. With a stunning interior that spares no detail, minimize food waste with fresh foods in view and within reach. All models are ENERGY STAR® qualified. Available in 24" and 36" options, as well as recessed handle, black stainless steel, and glass over stainless variations. To see the full collection of freestanding refrigerators, visit [bosch-home.com/us](https://www.bosch-home.com/us).



Key Innovations

Specific features vary by model.



QuickIcePro System™ offers rapid ice replenishment and is the industry's fastest refrigerator ice maker*, providing 40 glasses of ice per day.**

for your food storage needs.



The revolutionary **FarmFresh System™** combines four innovative freshness technologies. Working in harmony, VitaFreshPro™, FreshProtect™ Ethylene Filter, MultiAirFlow™, and AirFresh® filter provide the optimal environment



Counter-depth refrigerators sit flush with the countertop, with hidden hinges and discreet, tucked-away feet. They effortlessly look and feel built-in.



From the **gallon door bins**, to the LED lighting and sleek transparent door bins, high quality materials are used to build every Bosch refrigerator.



Dual compressors and dual evaporators offer precise cooling and humidity control while limiting odor transfer between the refrigerator and freezer.

*Based on single ice maker production rates during a 24-hour period, measured per IEC standard and manufacturer user's manuals, for brands identified in US and Canada TraQline as freestanding French door bottom mount refrigerators.

**Based on single ice maker production rates during a 24 hour period, measured per IEC standards, when the ice bin was removed. Results may vary depending on operating conditions. Based on filling 8 oz. glasses.



Wall Ovens

Bosch wall ovens install flush for a sleek look or proud for a more traditional look and can be vertically stacked. Combine a wall oven with a speed or steam oven for even more flexible cooking options. Available in 24", 27", and 30" options. To see the full collection of wall ovens, visit bosch-home.com/us.



Single



Double



Combination




Speed



Steam

Key Innovations

Specific features vary by model.



Dampened hinges softly guide the **QuietClose® door** shut so you never slam the door. It's premium engineering that you'll appreciate each time you close your oven.



With **Genuine European Convection**, a third heating element around the convection fan circulates warm air more evenly throughout the oven cavity. The result? Even baking results on all racks.




Preheat your oven from anywhere* using the **HomeConnect™** app, so the oven is ready to cook when you are.

*Connectivity and speed vary based on network and Wi-Fi levels.



Get the oven up to temperature, with **Fast PreHeat™**, in less time compared to the standard preheat so meals are ready sooner.




Cooktops

Bosch cooktops are designed to deliver perfect results with minimal effort. Whether you choose induction, gas, or electric, every Bosch cooktop combines simplicity with intuitive usability. So recipes are followed more efficiently, meals are made quickly, and cleanup happens easily. Because at the end of a long day, Bosch believes cooking should bring joy, not frustration. Available in 24", 30", and 36" options. To see the full collection of cooktops, visit bosch-home.com/us.

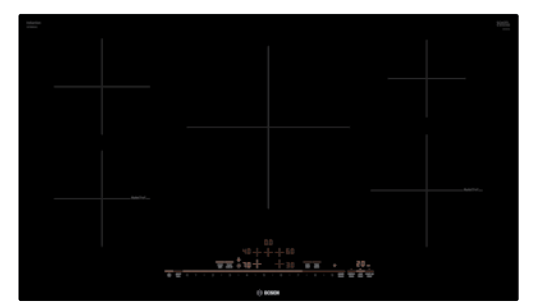


Gas



Electric

Available in framed or frameless options.



Induction

Available in framed or frameless options.

Key Innovations

Specific features vary by model.



FlameSelect® enables you to easily adjust the exact flame size across nine distinct power levels. The patented valve technology offers the power of gas cooking combined with the control and precision of an electric cooktop.



FlexInduction® offers multiple cooking options. Program two zones on separate heat settings or combine them into one large zone for griddle cooking, teppanyaki, or a grill plate.



The **OptiSim®** burner cap design is wider and thicker, offering more flame control at the lowest settings for precise simmering and melting.



Glass surfaces allow for **easy to clean electric and induction** cooktops.



Continuous grates on every Bosch gas cooktop make moving heavy pots easy, while seamless, one-piece stainless steel design makes cleanup simple. The grates are also **dishwasher-safe** for easy cleaning.



Induction cooktops with **Home Connect™** let you remotely check if your cooktop is still on. Also, discover recipes and send the appropriate settings straight to your cooktop.



Rangetops

With a commercial-inspired style, high-powered burners and Bosch quality, the new industrial-style rangetops are designed to perform. To learn more about rangetops, visit bosch-home.com/us.



30"
RGM8058UC



36"
RGM8658UC

Key Innovations

Specific features vary by model.



With a special enameling process, the heavy-duty continuous surface grates can be easily and quickly **cleaned in the dishwasher** instead of by hand.



Dual Flame Ring Power Burner allows for better heat distribution and more uniform cooking. One burner takes you from a high power dual flame for boiling or searing to one small flame for precise simmering.



The **OptiSim** burner cap design is wider and thicker, offering more flame control at the lowest settings for precise simmering and melting.



The easy-to-clean **black porcelain enameled cooking surface** is scratch and stain resistant.



High efficiency burner technology requires less gas BTUs to achieve a faster boiling time, resulting in energy and time savings.



Bold, heavy-duty metal **Front Control Knobs** and bezels for a professional, commercial-quality appliances look and 20%* more cook space.



Freestanding Ranges

Bold design meets high performance. The new industrial-style ranges deliver on the growing trend toward industrial chic kitchens with a modern twist. Available in gas or dual-fuel, 30" or 36" and stainless steel or a black stainless steel finish to help guard against scratches and fingerprints. To learn more about the freestanding ranges, visit bosch-home.com/us.

Gas



HGS8055UC
30" 5-Burner Stainless Steel



HGS8655UC
36" 6-Burner Stainless Steel



HGS8045UC
30" 5-Burner
Black Stainless Steel



HGS8645UC
36" 6-Burner
Black Stainless Steel

Dual-Fuel



HDS8055U
30" 5-Burner Stainless Steel



HDS8655U
36" 6-Burner Stainless Steel



HDS8045U
30" 5-Burner
Black Stainless Steel



HDS8645U
36" 6-Burner
Black Stainless Steel

Key Innovations

Specific features vary by model.



With a special enameling process, the heavy-duty continuous surface grates can be easily and quickly **cleaned in the dishwasher** instead of by hand.



The **Dual Flame Ring Power Burner** allows for better heat distribution and more uniform cooking. One burner takes you from a high power dual flame for boiling or searing to one small flame for precise simmering.



Our **easy to install range design** fits any standard freestanding range cutout for a flush look (25" depth).



The easy-to-clean **black porcelain enameled cooking surface** is scratch and stain resistant.



High efficiency burner technology requires less gas BTUs to achieve a faster boiling time, resulting in energy and time savings.



The **Temperature Probe** on the Dual-Fuel models measures the internal temperature of meats cooking in the oven and automatically shuts off when desired temperature is reached.



Slide-in Ranges

Replace your freestanding range to a slide-in without changing cabinetry or countertops. These sleek, full-depth ranges optimize counter space, offering five burners, ovens with European convection, and a convenient warming drawer. Available in gas, induction, electric, and dual-fuel. Available in 30" options. To see the full collection of slide-in ranges, visit bosch-home.com/us.



Gas



Induction



Electric



Dual-fuel

Key Innovations

Specific features vary by model.



Our convenient, **slide-in design** lends an instant, built-in look to any kitchen.



Induction offers faster cooking and more precise temperature control, resulting in faster, more efficient cooking.



The dual-fuel, electric, and induction ranges feature **Genuine European convection** for even baking results on all three racks.



Ventilation

Bosch's super-efficient, highly effective ventilation products quickly remove steam, odors, grease, and smoke without adding distracting noise. All Bosch ventilation (except custom inserts) offer the flexibility of recirculation. All-in-one box ventilation solutions for standard installation make Bosch the perfect choice for kitchen remodels. Available in 21", 24", 30", 36", and 42" options. To see the full collection of ventilation, visit bosch-home.com/us.



Pyramid Hood




Chimney Hood




Island Hood



Pull-out Hood



Downdraft Hood



Custom Insert Hood



Under-cabinet Hood

Key Innovations

Specific features vary by model.




Bosch pull-out range hoods boast four-speed **touch controls** with LCD display and integrated blowers with 300 CFM up to 500 CFM air purifying performance.



Downdraft ventilation retracts out of sight when not in use to seamlessly integrate into your kitchen.



Enjoy the convenience of **dishwasher-safe aluminum mesh filters** for easy cleaning.



Home Connect™ enabled hoods automatically activate when the cooktop is turned on, and adjust the blower speed to match the level of heat detected while cooking.

Microwaves and Storage & Warming Drawers

Bosch over-the-range microwaves have built-in ventilation to efficiently remove steam, smoke, grease, and odors. The drawer microwave is perfect for under-counter installations and the built-in microwaves can be paired with a Bosch wall oven for a premier cooking center. Available in 24", 27", and 30" options. To see the full collection of storage & warming drawers and microwaves, visit [bosch-home.com/us](https://www.bosch-home.com/us).



Over-the-range Microwave



Drawer Microwave



Built-in Microwave



Storage Drawer



Warming Drawer

Key Innovations

Specific features vary by model.



Bosch over-the-range microwaves not only cook, they also have built-in, **multi-speed ventilation** to efficiently remove steam, smoke, grease, and odors.



The drawer microwave is the ideal solution for under-counter installations, saving counter space. Designed to fit large baking pans to tall coffee mugs, it **opens and closes with the push of a button**.



Bosch built-in microwaves have **10 power levels** and **9 sensor cooking programs** to simplify cooking for great results every time.



Compact Laundry

When space is at a premium, every inch counts. Our 24" compact washers and dryers have flexible installation options. Install them side-by-side under a counter, or stack them in a closet. Our washers powerfully clean while protecting your clothes, while AquaStop® and AquaShield® leak protection systems give you peace of mind. Available in 24" options. To see the full collection of compact washer and dryers, visit bosch-home.com/us.



Compact Washer



Compact Dryer

Key Innovations

Specific features vary by model.



The new Heat Pump dryer features America's only Self-Cleaning Condenser™ which does not require routine cleaning and ensures your dryer performs at its best, load after load.



Bosch 24" washers feature a **sleek design that offers best-in-class installation**. With their ventless design, no ducting is required and they can be stacked in a closet or installed side-by-side.



The **SpeedPerfect™ mode** provides up to 40% faster washing time.*

*As compared to Perm Press Heavy Soil cycles without SpeedPerfect™.



The 300 and 800 Series washers and dryers are **ENERGY STAR® qualified**. The 500 Series washer and dryer have been awarded the 2020 ENERGY STAR® Most Efficient mark.



With a Bosch connected washer and dryer, you can start a cycle from anywhere,* using your smartphone or tablet. (Available on 500 and 800 Series washers and dryers)

*Connectivity and speed vary based on network and Wi-Fi levels.



Built-in Coffee Machine

Bosch has brewed up smart ideas to let you craft the perfect cup quickly and easily. Our built-in coffee machine is stylishly designed with innovative technologies to prepare coffee precisely when and how you like it. Whether you wish to wake up to a macchiato, relax with a cappuccino, serve up a strong espresso, or froth the perfect latte, Bosch makes it easier to brew it like a barista. And with our intuitive Home Connect™ app, you can control it all from your smartphone or tablet. Available in 24" option. For more feature details, visit [bosch-home.com/us](https://www.bosch-home.com/us).



BCM8450UC

Key Innovations



The Bosch built-in coffee machine brings **modern design and innovation** to your kitchen. With a simple touch of a button, you can start brewing delicious coffee, espressos, cappuccinos, and lattes.



With the **all-in-one design**, there is no need for additional plumbing and no need to install a separate water line.



The brewing system engulfs the coffee grounds in hot water and then brews them in a pressurized chamber. The result: coffee made in **optimal brewing conditions**.



Order your drink directly from the **Home Connect™** app to have your coffee freshly made when you get home.

Bosch Home Appliances

1901 Main St., Suite 600

Irvine, CA 92614

www.bosch-home.com/us

www.bosch-home.ca

24-hour call center support in English:

1-800-944-2904

©2020 BSH Home Appliances Corporation 20-BOS-1461

All rights reserved.

Bosch is a registered trademark of Robert Bosch GmbH.